


*Cheetah*



*Cheetah*




**400W**

All-New  
Cheetah Series

The Ultra High Performance  
Era Has Begun.

*Cheetah*



# Half-Cell Design

Minimizing LCOE and  
Maximizing IRR


*Cheetah*

# Double the Protection

High Performance Under  
Extreme Environmental  
Conditions

To achieve grid parity, JinkoSolar pursued the development of advanced PV technologies, thereby reducing the cost of renewable energy. Cheetah fulfils this purpose via its ultra-high module efficiency.

**Cheetah enters a new paradigm, with a new wafer size, new cell design and updated module concept that will keep pushing power results higher, even above 400 Wp**



### More Power Generation

Now you can have one of the most powerful (and one of the most economically feasible) solar panels that are commercially available for purchase today. With power up to 400 Wp, Cheetah will maximize your PV system capacity, generating more energy over 25 years and maximizing the customer's economic returns.

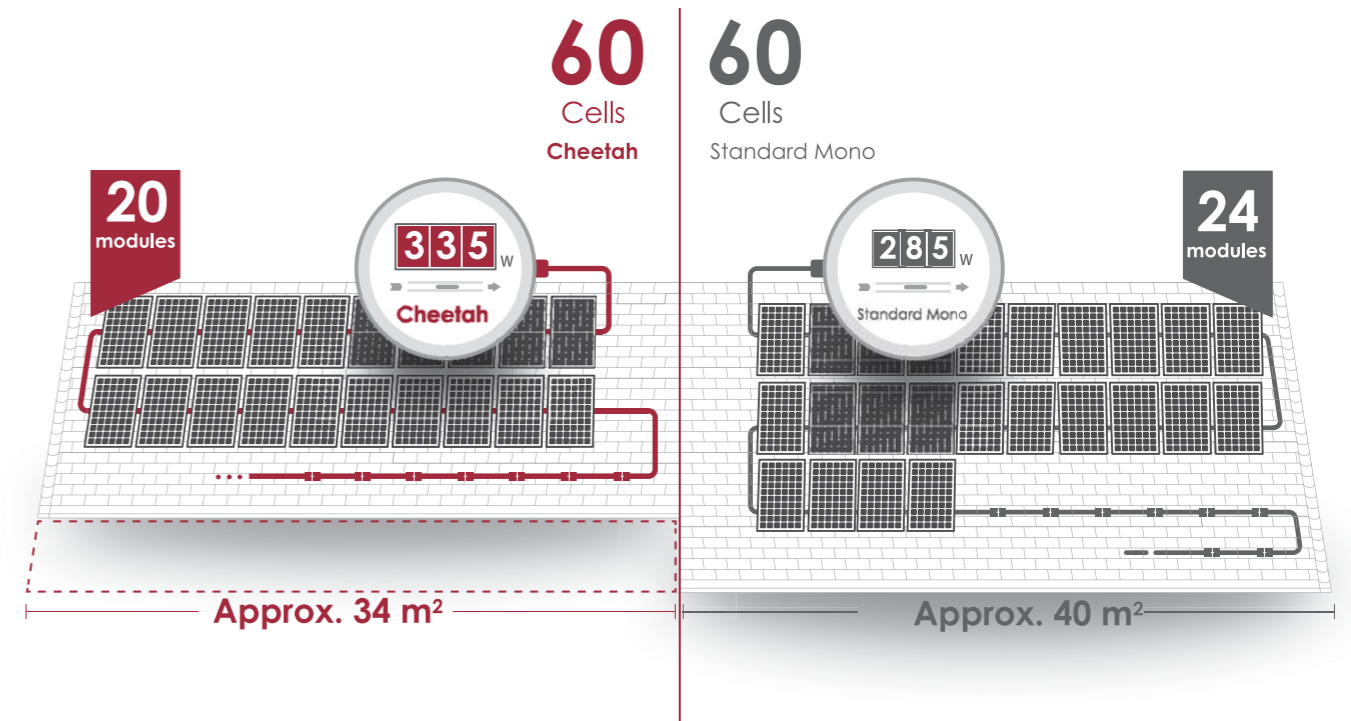
Capacity of a sample solar power system with 20 modules



### More Power in Less Space

Cheetah's ultra high output occupies less area for a given power output goal. With more watts on the roof, power density is improved and the installation costs per watt are significantly reduced.

Side-by-side comparison for a sample 6.7kW rooftop system




### More Power in Less Cost

Cheetah's high module power delivers improved power density, leading to less land usage, and reductions in both BOS and labor costs.



Conventional 72 cell



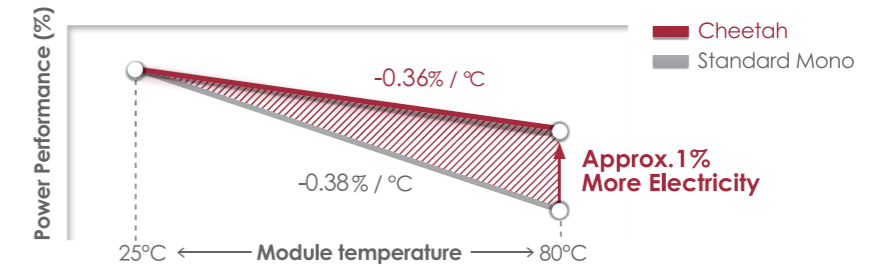
**Cheetah** 72 cell

Example : North America - 100MW Project

	Conventional 375Wp	Cheetah HC 400Wp
No. of Modules	266,682	250,016
No. of 40' Containers	428	437
Plant Area	1,861,185 m <sup>2</sup>	1,809,316 m <sup>2</sup>
Reduction in Area	0	-2.79%
Length of Support Racks	529.1 km	501.0 km
Reduction in racking	0	-5.31%

### Improved Temperature Coefficient

Cheetah has an improved temperature coefficient of  $-0.36\%/^{\circ}\text{C}$ . Real world energy output can be increased up to 1% per day, perfect for delivering more electricity on hot summer days.



### The IRR Comparison

9.35%



Cheetah

8.95%



Conventional


### High Efficiency Cell Size

19.88%



158mm  
Cheetah


19%



156mm  
Conventional

### Improved Performance of Half Cells

Half Cell design ensures an improved shading response, resulting in higher yields when the module is partially shaded. Shading loss experienced by half cell modules is much better than conventional modules in certain shading conditions.

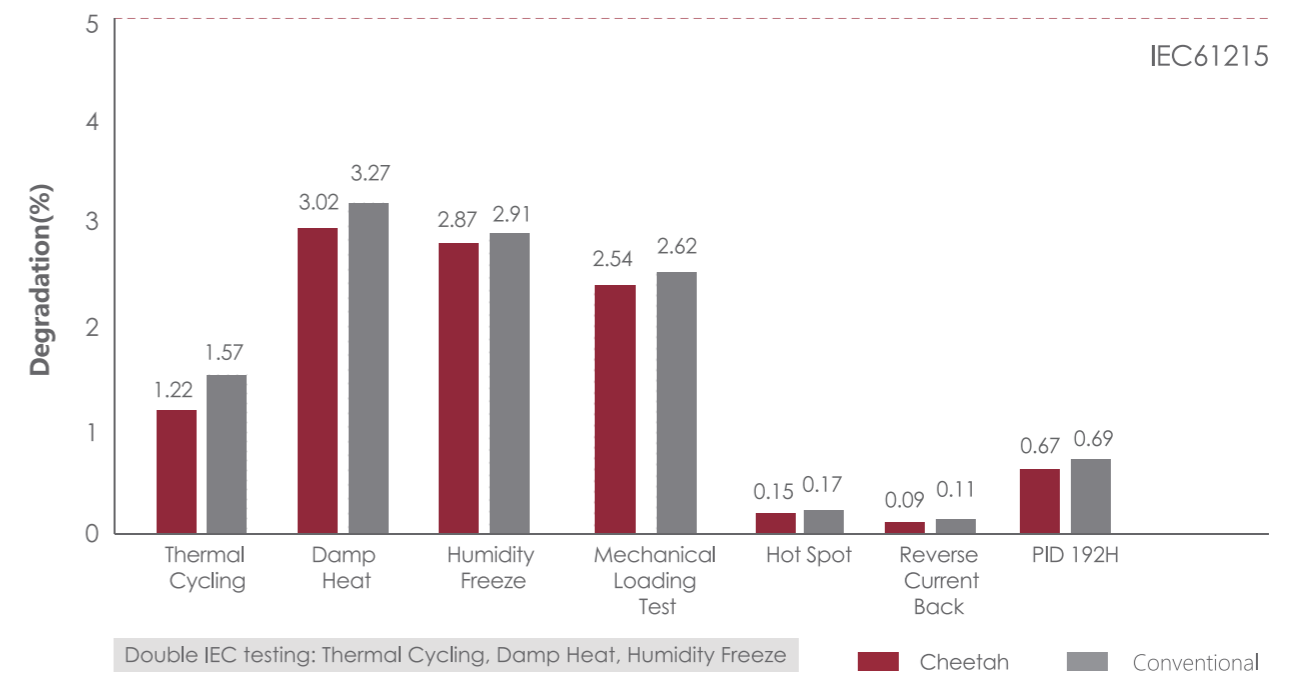


~50% power output

0 power output

### Doubled Security

Cheetah ensures reliability by achieving certification at double the industry Anti-PID standard, and double the intensity specified in the IEC standard.




# Cheetah HC 60M

## 315-335 Watt

MONO PERC HALF CELL MODULE

Positive power tolerance of 0~+3%

- Half Cell
- Mono PERC 60 Cell

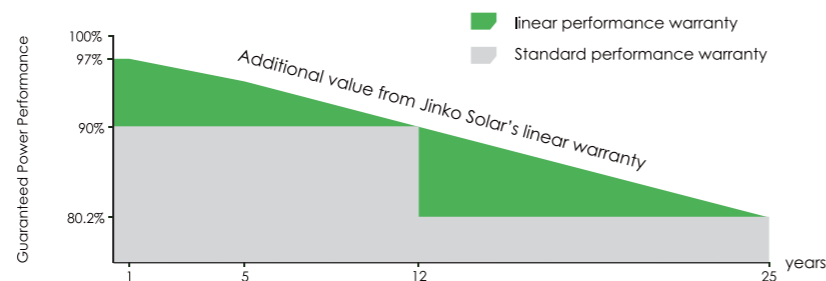


### KEY FEATURES

- 5 Busbar Solar Cell**  
5 busbar solar cell adopts new technology to improve the efficiency of modules, offers a better aesthetic appearance, making it perfect for rooftop installation.
- High Efficiency**  
Higher module conversion efficiency (up to 19.85%) benefit from half cell structure (low resistance characteristic).
- PID Resistance**  
Excellent Anti-PID performance guarantee limited power degradation for mass production.
- Low-light Performance**  
Advanced glass and cell surface textured design ensure excellent performance in low-light environment.
- Severe Weather Resilience**  
Certified to withstand: wind load (2400 Pascal) and snow load (5400 Pascal).
- Durability Against Extreme Environmental Conditions**  
High salt mist and ammonia resistance certified by TUV NORD.


### LINEAR PERFORMANCE WARRANTY

10 Year Product Warranty • 25 Year Linear Power Warranty

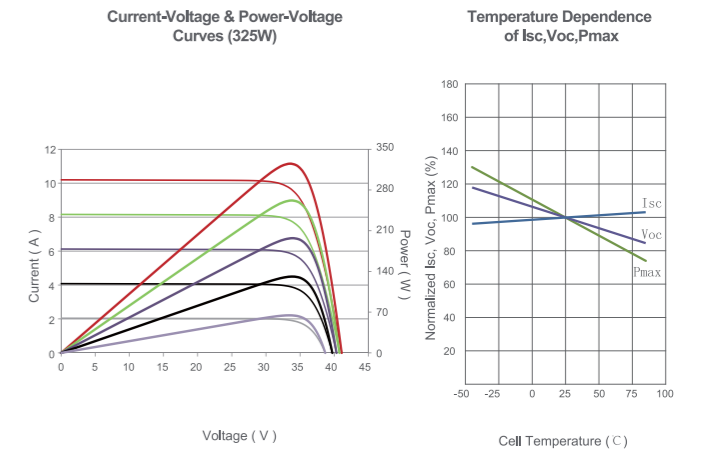


- ISO9001:2008, ISO14001:2004, OHSAS18001 certified factory
- IEC61215, IEC61730, UL1703 certified product

### Engineering Drawings



### Electrical Performance & Temperature Dependence



### Mechanical Characteristics

Cell Type	Mono PERC 158.75×158.75mm
No. of Half-cells	120 (6×20)
Dimensions	1684×1002×35mm (66.30×39.45×1.38 inch)
Weight	19.0 kg (41.9 lbs)
Front Glass	3.2mm, Anti-Reflection Coating, High Transmission, Low Iron, Tempered Glass
Frame	Anodized Aluminium Alloy
Junction Box	IP67 Rated
Output Cables	TÜV 1x4.0mm <sup>2</sup> , (+) 290mm, (-) 145mm or Customized Length

### Packaging Configuration

(Two pallets = One stack)  
30pcs/pallet, 60pcs/stack, 780pcs/40'HQ Container

### SPECIFICATIONS

Module Type	JKM315M-60H		JKM320M-60H		JKM325M-60H		JKM330M-60H		JKM335M-60H	
	STC	NOCT	STC	NOCT	STC	NOCT	STC	NOCT	STC	NOCT
Maximum Power (Pmax)	315Wp	235Wp	320Wp	239Wp	325Wp	242Wp	330Wp	246Wp	335Wp	250Wp
Maximum Power Voltage (Vmp)	33.2V	31.2V	33.4V	31.4V	33.6V	31.6V	33.8V	31.8V	34.0V	32.0V
Maximum Power Current (Imp)	9.49A	7.56A	9.59A	7.62A	9.68A	7.66A	9.77A	7.74A	9.87A	7.82A
Open-circuit Voltage (Voc)	40.7V	37.6V	40.9V	37.8V	41.1V	38.0V	41.3V	38.2V	41.5V	38.4V
Short-circuit Current (Isc)	10.04A	8.33A	10.15A	8.44A	10.20A	8.54A	10.31A	8.65A	10.36A	8.74A
Module Efficiency STC (%)	18.67%		18.96%		19.26%		19.56%		19.85%	
Operating Temperature (°C)	-40°C~+85°C									
Maximum System Voltage	1000VDC (IEC)									
Maximum Series Fuse Rating	20A									
Power Tolerance	0~+3%									
Temperature Coefficients of Pmax	-0.36%/°C									
Temperature Coefficients of Voc	-0.28%/°C									
Temperature Coefficients of Isc	0.048%/°C									
Nominal Operating Cell Temperature (NOCT)	45±2°C									

STC: ☀ Irradiance 1000W/m<sup>2</sup> 📏 Cell Temperature 25°C ☁ AM=1.5

NOCT: ☀ Irradiance 800W/m<sup>2</sup> 📏 Ambient Temperature 20°C ☁ AM=1.5 🌀 Wind Speed 1m/s

\* Power measurement tolerance: ± 3%


# Cheetah HC 72M

## 380-400 Watt

MONO PERC HALF CELL MODULE

Positive power tolerance of 0~+3%

- Half Cell
- Mono PERC 72 Cell



### KEY FEATURES



#### 5 Busbar Solar Cell

5 busbar solar cell adopts new technology to improve the efficiency of modules, offers a better aesthetic appearance, making it perfect for rooftop installation.



#### High Efficiency

Higher module conversion efficiency (up to 19.88%) benefit from half cell structure (low resistance characteristic).



#### PID Resistance

Excellent Anti-PID performance guarantee limited power degradation for mass production.



#### Low-light Performance

Advanced glass and cell surface textured design ensure excellent performance in low-light environment.



#### Severe Weather Resilience

Certified to withstand: wind load (2400 Pascal) and snow load (5400 Pascal).

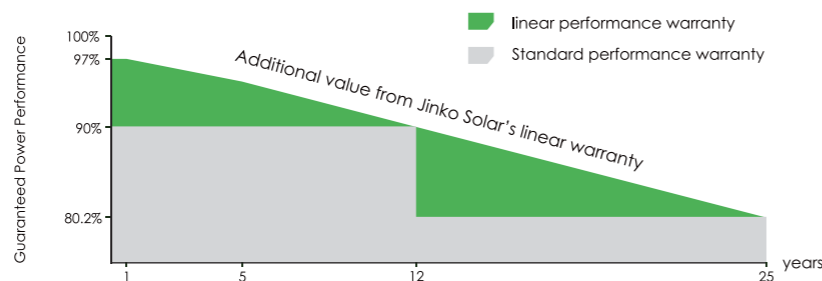


#### Durability Against Extreme Environmental Conditions

High salt mist and ammonia resistance certified by TUV NORD.

### LINEAR PERFORMANCE WARRANTY

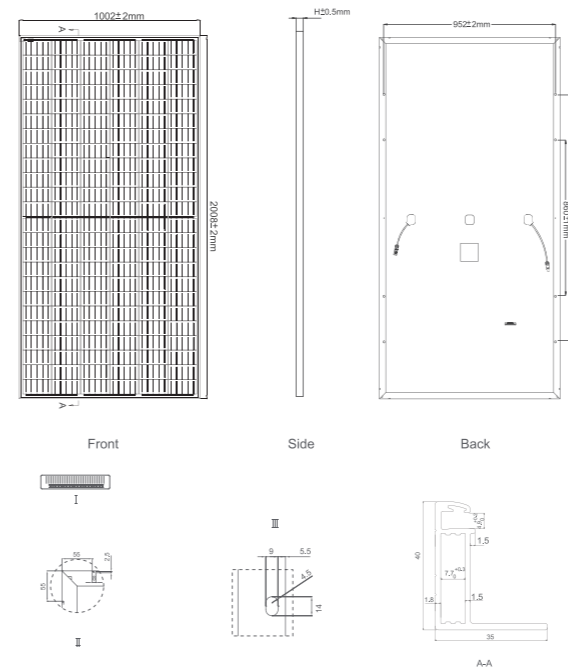
10 Year Product Warranty • 25 Year Linear Power Warranty



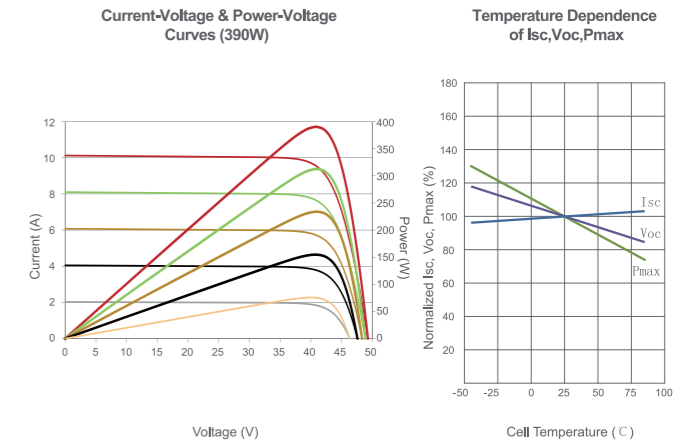
• ISO9001:2008, ISO14001:2004, OHSAS18001 certified factory

• IEC61215, IEC61730, UL1703 certified product

### Engineering Drawings



### Electrical Performance & Temperature Dependence



### Mechanical Characteristics

Cell Type	Mono PERC 158.75×158.75mm
No. of Half-cells	144 (6×24)
Dimensions	2008×1002×40mm (79.06×39.45×1.57 inch)
Weight	22.5 kg (49.6 lbs)
Front Glass	3.2mm, Anti-Reflection Coating, High Transmission, Low Iron, Tempered Glass
Frame	Anodized Aluminium Alloy
Junction Box	IP67 Rated
Output Cables	TÜV 1x4.0mm <sup>2</sup> , (+) 290mm, (-) 145mm or Customized Length

### Packaging Configuration

(Two pallets = One stack)  
26pcs/pallet, 52pcs/stack, 572pcs/40'HQ Container

### SPECIFICATIONS

Module Type	JKM380M-72H		JKM385M-72H		JKM390M-72H		JKM395M-72H		JKM400M-72H	
	STC	NOCT	STC	NOCT	STC	NOCT	STC	NOCT	STC	NOCT
Maximum Power (Pmax)	380Wp	286Wp	385Wp	290Wp	390Wp	294Wp	395Wp	298Wp	400Wp	302Wp
Maximum Power Voltage (Vmp)	40.5V	38.6V	40.8V	38.8V	41.1V	39.1V	41.4V	39.3V	41.7V	39.6V
Maximum Power Current (Imp)	9.39A	7.42A	9.44A	7.48A	9.49A	7.54A	9.55A	7.60A	9.60A	7.66A
Open-circuit Voltage (Voc)	48.9V	47.5V	49.1V	47.7V	49.3V	48.0V	49.5V	48.2V	49.8V	48.5V
Short-circuit Current (Isc)	9.75A	7.88A	9.92A	7.95A	10.12A	8.02A	10.23A	8.09A	10.36A	8.16A
Module Efficiency STC (%)	18.89%		19.14%		19.38%		19.63%		19.88%	
Operating Temperature (°C)	-40°C~+85°C									
Maximum System Voltage	1000VDC (IEC)									
Maximum Series Fuse Rating	20A									
Power Tolerance	0~+3%									
Temperature Coefficients of Pmax	-0.36%/°C									
Temperature Coefficients of Voc	-0.28%/°C									
Temperature Coefficients of Isc	0.048%/°C									
Nominal Operating Cell Temperature (NOCT)	45±2°C									

STC: ☀ Irradiance 1000W/m<sup>2</sup> 📏 Cell Temperature 25°C ☁ AM=1.5

NOCT: ☀ Irradiance 800W/m<sup>2</sup> 📏 Ambient Temperature 20°C ☁ AM=1.5 🌀 Wind Speed 1m/s

\* Power measurement tolerance: ± 3%



# Cheetah 60M


## 305-325 Watt

MONO PERC MODULE

Positive power tolerance of 0~+3%

ISO9001:2008, ISO14001:2004, OHSAS18001 certified factory

IEC61215, IEC61730, UL1703 certified product

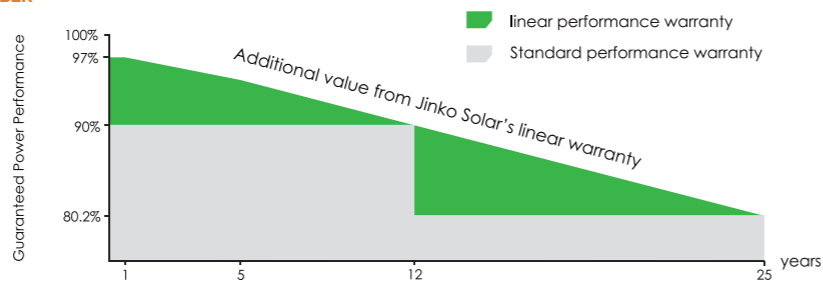


### KEY FEATURES

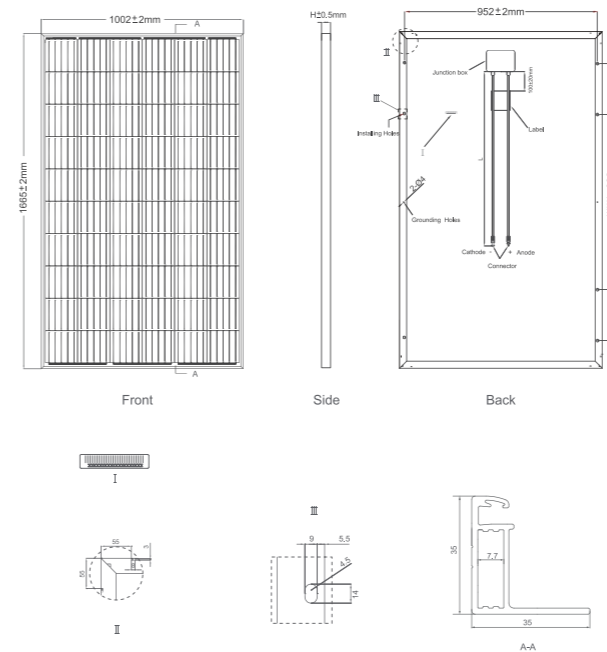
- 5 Busbar Solar Cell**  
5 busbar solar cell adopts new technology to improve the efficiency of modules, offers a better aesthetic appearance, making it perfect for rooftop installation.
- High Efficiency**  
Higher module conversion efficiency (up to 19.48%) benefit from Passivated Emmitter Rear Contact (PERC) technology.
- PID Resistance**  
Excellent Anti-PID performance guarantee limited power degradation for mass production.
- Low-light Performance**  
Advanced glass and cell surface textured design ensure excellent performance in low-light environment.
- Severe Weather Resilience**  
Certified to withstand: wind load (2400 Pascal) and snow load (5400 Pascal).
- Durability Against Extreme Environmental Conditions**  
High salt mist and ammonia resistance certified by TUV NORD.

### LINEAR PERFORMANCE WARRANTY

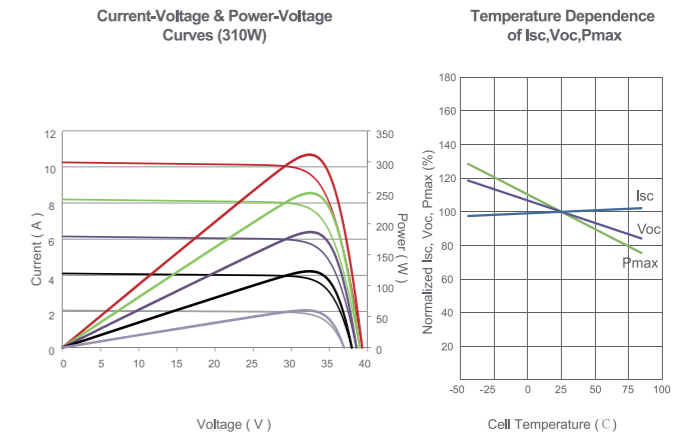
10 Year Product Warranty • 25 Year Linear Power Warranty



### Engineering Drawings



### Electrical Performance & Temperature Dependence



### Mechanical Characteristics

Cell Type	Mono PERC 158.75×158.75mm
No. of cells	60 (6×10)
Dimensions	1665×1002×35mm (65.55×39.45×1.38 inch)
Weight	19.0 kg (41.9 lbs)
Front Glass	3.2mm, Anti-Reflection Coating, High Transmission, Low Iron, Tempered Glass
Frame	Anodized Aluminium Alloy
Junction Box	IP67 Rated
Output Cables	TÜV 1×4.0mm <sup>2</sup> ; Length 900mm or Customized Length

### Packaging Configuration

(Two pallets = One stack)  
30pcs/pallet, 60pcs/stack, 840pcs/40'HQ Container

### SPECIFICATIONS

Module Type	JKM305M-60		JKM310M-60		JKM315M-60		JKM320M-60		JKM325M-60	
	STC	NOCT	STC	NOCT	STC	NOCT	STC	NOCT	STC	NOCT
Maximum Power (Pmax)	305Wp	227Wp	310Wp	231Wp	315Wp	235Wp	320Wp	239Wp	325Wp	242Wp
Maximum Power Voltage (Vmp)	32.8V	30.8V	33.0V	31.0V	33.2V	31.2V	33.4V	31.4V	33.6V	31.6V
Maximum Power Current (Imp)	9.30A	7.40A	9.40A	7.49A	9.49A	7.56A	9.59A	7.62A	9.68A	7.66A
Open-circuit Voltage (Voc)	40.3V	37.2V	40.5V	37.4V	40.7V	37.6V	40.9V	37.8V	41.1V	38.0V
Short-circuit Current (Isc)	9.83A	8.12A	9.92A	8.20A	10.04A	8.33A	10.15A	8.44A	10.20A	8.54A
Module Efficiency STC (%)	18.28%		18.58%		18.88%		19.18%		19.48%	
Operating Temperature (°C)	-40°C~+85°C									
Maximum System Voltage	1000VDC (IEC)									
Maximum Series Fuse Rating	20A									
Power Tolerance	0~+3%									
Temperature Coefficients of Pmax	-0.37%/°C									
Temperature Coefficients of Voc	-0.28%/°C									
Temperature Coefficients of Isc	0.048%/°C									
Nominal Operating Cell Temperature (NOCT)	45±2°C									

STC: ☀ Irradiance 1000W/m<sup>2</sup> 🌡 Cell Temperature 25°C ☁ AM=1.5

NOCT: ☀ Irradiance 800W/m<sup>2</sup> 🌡 Ambient Temperature 20°C ☁ AM=1.5 🌀 Wind Speed 1m/s

\* Power measurement tolerance: ± 3%



# Cheetah 72M


## 370-390 Watt

MONO PERC MODULE

Positive power tolerance of 0~+3%

ISO9001:2008, ISO14001:2004, OHSAS18001 certified factory

IEC61215, IEC61730, UL1703 certified product



### KEY FEATURES



#### 5 Busbar Solar Cell

5 busbar solar cell adopts new technology to improve the efficiency of modules, offers a better aesthetic appearance, making it perfect for rooftop installation.



#### High Efficiency

Higher module conversion efficiency (up to 19.67%) benefit from Passivated Emmitter Rear Contact (PERC) technology.



#### PID Resistance

Excellent Anti-PID performance guarantee limited power degradation for mass production.



#### Low-light Performance:

Advanced glass and surface texturing allow for excellent performance in low-light environment.



#### Severe Weather Resilience

Certified to withstand: wind load (2400 Pascal) and snow load (5400 Pascal).

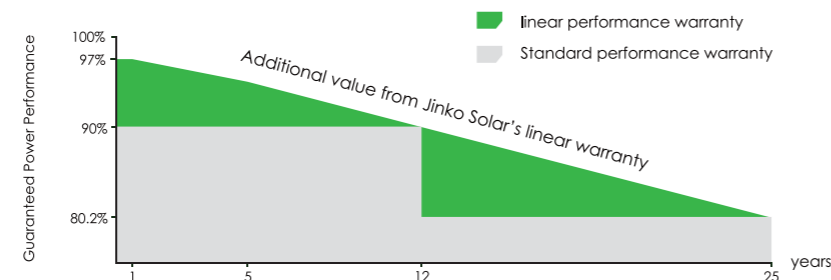


#### Durability Against Extreme Environmental Conditions

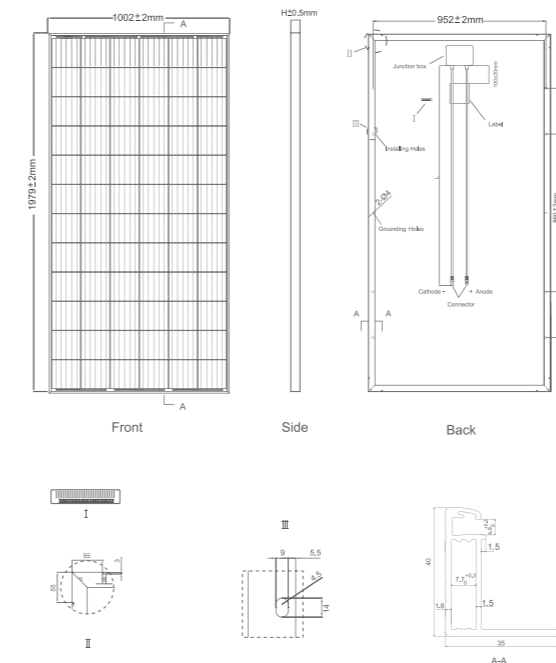
High salt mist and ammonia resistance certified by TUV NORD.

### LINEAR PERFORMANCE WARRANTY

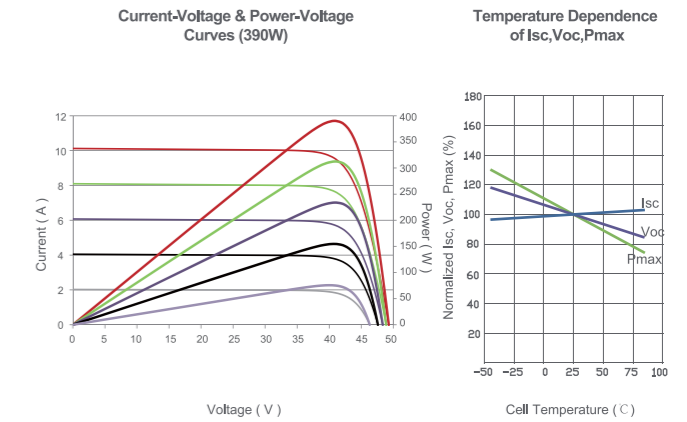
10 Year Product Warranty • 25 Year Linear Power Warranty



### Engineering Drawings



### Electrical Performance & Temperature Dependence



### Mechanical Characteristics

Cell Type	Mono PERC 158.75×158.75mm
No. of cells	72 (6×12)
Dimensions	1979×1002×40mm (77.91×39.45×1.57 inch)
Weight	22.5 kg (49.6 lbs)
Front Glass	3.2mm, Anti-Reflection Coating, High Transmission, Low Iron, Tempered Glass
Frame	Anodized Aluminium Alloy
Junction Box	IP67 Rated
Output Cables	TÜV 1×4.0mm <sup>2</sup> , Length 1200mm or Customized Length

### Packaging Configuration

(Two pallets=One stack)

26pcs/pallet, 52pcs/stack, 572pcs/40'HQ Container

### SPECIFICATIONS

Module Type	JKM370M-72		JKM375M-72		JKM380M-72		JKM385M-72		JKM390M-72	
	STC	NOCT	STC	NOCT	STC	NOCT	STC	NOCT	STC	NOCT
Maximum Power (Pmax)	370Wp	278Wp	375Wp	282Wp	380Wp	286Wp	385Wp	290Wp	390Wp	294Wp
Maximum Power Voltage (Vmp)	39.9V	38.1V	40.2V	38.3V	40.5V	38.6V	40.8V	38.8V	41.1V	39.1V
Maximum Power Current (Imp)	9.28A	7.30A	9.33A	7.36A	9.39A	7.42A	9.44A	7.48A	9.49A	7.54A
Open-circuit Voltage (Voc)	48.5V	47.0V	48.7V	47.2V	48.9V	47.5V	49.1V	47.7V	49.3V	48.0V
Short-circuit Current (Isc)	9.61A	7.75A	9.68A	7.82A	9.75A	7.88A	9.92A	7.95A	10.12A	8.02A
Module Efficiency STC (%)	18.66%		18.91%		19.16%		19.42%		19.67%	
Operating Temperature (°C)					-40°C~+85°C					
Maximum System Voltage					1000VDC (IEC)					
Maximum Series Fuse Rating					20A					
Power Tolerance					0~+3%					
Temperature Coefficients of Pmax					-0.37%/°C					
Temperature Coefficients of Voc					-0.28%/°C					
Temperature Coefficients of Isc					0.048%/°C					
Nominal Operating Cell Temperature (NOCT)					45±2°C					

STC: ☀ Irradiance 1000W/m<sup>2</sup> 📏 Cell Temperature 25°C ☁ AM=1.5

NOCT: ☀ Irradiance 800W/m<sup>2</sup> 📏 Ambient Temperature 20°C ☁ AM=1.5 🌀 Wind Speed 1m/s

\* Power measurement tolerance: ± 3%

The company reserves the final right for explanation on any of the information presented hereby. JKM370-390M-72-A1-EN